

revamp
REVAMP

P r o f e s s i o n a l



USER GUIDE

**LIBERATE
CORDLESS**

CERAMIC COMPACT STRAIGHTENER

ST-1700-AU

IMPORTANT SAFEGUARDS

- This appliance can be used by children aged from 16 years and above. Persons with reduced physical, sensory or mental capabilities should not use this product. Persons with lack of experience and knowledge can use the product if they have been supervised/instructed and understand the hazards involved. Children shall not play with the appliance. Cleaning and user maintenance shall not be done by children unless they are older than 16 and supervised. Keep the appliance and cable out of reach of children under 16 years during use and cool down.
- **WARNING:** This area of the unit will be hot during operation:

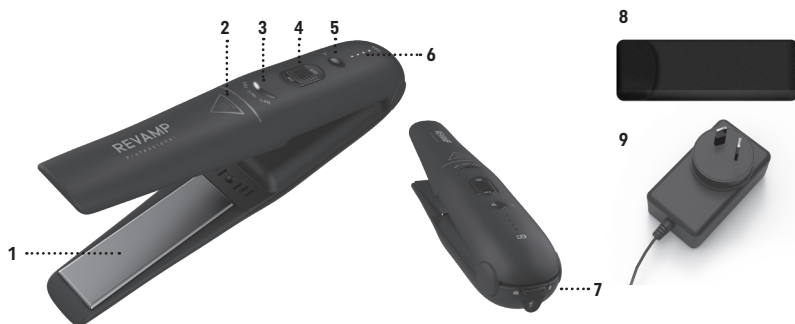


- Always ensure the voltage to be used corresponds to the voltage stated on the unit before plugging the appliance into the mains socket.
- **WARNING:** When the appliance is used in a bathroom, unplug it after use since the proximity of water presents a hazard even when the appliance is switched off. It should not be used near bathtubs, basins or any other vessels containing water.
- This appliance must not be used outdoors.
- Avoid allowing any part of the appliance to come into contact with the face, neck or scalp.
- Do not use the appliance while drowsy or sleeping.
- Unplug the unit when not charging.
- Do not set the appliance down while still on.
- Do not operate with wet hands.
- Do not place the appliance on any soft furnishings or materials e.g. carpet, bedding, towels, rugs etc.
- Do not operate where aerosol (spray) products are being used or where oxygen is being administered.
- Do not let the charging cable hang over the edge of a table or counter or let it come into contact with any hot surfaces.
- When the appliance is connected to the power supply, never leave it unattended.
- Burn hazard. Keep appliance out of reach from young children, particularly during use and cool down.
- For additional protection, the installation of a residual current device (RCD) with a rated residual operating current not exceeding 30mA is advisable. Ask an electrician for advice.
- Do not carry the appliance by the power cord.
- Do not wrap the cord around the unit. Check the cord regularly for any sign of damage.
- If the adaptor or cord becomes damaged, discontinue use immediately and obtain a replacement adaptor.
- Do not use the appliance if it is damaged or malfunctions.
- Do not use attachments other than those supplied with this product.
- Do not take the appliance apart. There are no serviceable parts inside.
- Let the appliance cool down before cleaning and storing away.

IMPORTANT SAFEGUARDS - BATTERY

- **WARNING:** For the purposes of recharging the battery, only use the detachable supply unit provided with this appliance.
- This appliance contains batteries that cannot be replaced.
- At the end of its life, the unit should be disposed of at a recycling centre to safeguard the environment. If the battery leaks, avoid touching it and dispose of it at a recycling centre.

FEATURES




1. Floating ceramic plates
2. Temperature safety marking
3. Digital temperature display
4. Power button
5. Temperature control button
6. Digital battery display
7. Safety travel lock
8. Heat-resistant travel pouch
9. Adaptor

LIBERATE CORDLESS COMPACT

The Liberate Cordless straightener has been specifically designed to give you freedom of movement whenever, wherever you use it without compromising on performance. Get 30 minutes of cord-free styling time (for a typical user) thanks to the latest lithium-ion battery technology. The advanced intelligent heat control that regulates the temperature 100 times per second allied with the optimal hair type setting offers minimum hair damage.

The super smooth ionic floating plates will make your hair extra smooth with no flyaway for a true salon-worthy result, whether you use your new Liberate Cordless straightener for straightening or curling your hair.


Take your Liberate Cordless straightener anywhere while using the "On the go" travel lock feature  that will close the plates together so you can carry your straightener anywhere with you.

Intelligent battery life system that indicates the level of charge - can be fully recharged from empty in 3 hours.

PROGLOSS™ SUPER SMOOTH OILS

Every product in the Revamp haircare range is infused with PROGLOSS™ SUPER SMOOTH OILS - enriched with Argan, Keratin and Coconut for ultimate smoothness and shine.

INSTRUCTIONS FOR USE

- Before use, ensure the hair is clean, dry and tangle-free.
- For extra protection, apply a heat protection spray.
- Section the hair prior to styling. Style the lower layers first.
- Plug the product into a 220-240V mains power supply.
- Please unlock the straightener's plates  before use.
- Switch on using the power button and then press the temperature button to select the temperature wanted. The default temperature when the product switches on is 180°C. There are 3 temperature settings 160°C, 180°C, 210°C indicated by a white LED light according to the temperature selected. The white LED light indicating the temperature setting selected will gradually move as you press the temperature button.
- REVAMP recommends starting on the lowest setting on initial use and increase the temperature until the desired result is achieved. If you have fine, delicate hair, use the lower heat settings. If you have thick or coarse hair, use the higher heat settings.

- The temperature indicator LED will flash until the hot brush is ready to use. When the hot brush is ready to use, the LED will remain static.
- Working on one section at a time run the straightener through the entire length of the hair from roots to ends, without stopping. Use a comb while straightening for even straighter results.
- Repeat this process all over the head, allowing hair to cool before combing through.
- After using the straightener, switch off, unplug, place on heat resistant surface and allow to cool before storing away
- For extra safety and ease of storing, lock the plates together and place the device in the heat resistant travel pouch as shown in the Features section. Let the straightener cool down before placing it into the heat resistant travel pouch.

Follow us on www.revamphair.com.au for the latest hair tips and advice.

Please note:

- Repeat only twice per section to prevent hair damage.
- This is a high-performance product, avoid frequent use to prevent hair damage.
- Regular use of styling products may deteriorate the surface coating over time.
- Do not scratch the surface of the product as this will deteriorate the effectiveness of the coating.
- Burn hazard. Keep appliance out of reach from young children, particularly during use and cool down
- While heating, during use and cooling, place on heat resistant surface or on top of the REVAMP heat-resistant travel pouch. Only hold unit by the handle.
- The product reaches a very high temperature during operation, please style with caution when using. Make sure to keep away from the scalp and skin to avoid burns.
- Always place the appliance with the stand, if any, on a heat-resistant, stable flat surface

CHARGING YOUR LIBERATE CORDLESS STRAIGHTENER

You must recharge your Liberate Cordless straightener when it runs out of charge by using the adaptor provide in the box with the straightener. The charging time should be of 3 hours from empty for approximately 30 minutes use according to the temperature setting selected.

Whilst charging, the blue LED light of your straightener, indicating the battery level of the device, will flash slowly and continuously. There are 4 blue LED lights on your straightener that indicates the level of battery charged.

1st LED light	from 0% to 25%
2nd LED light	from 25% to 50%
3rd LED light	from 50% to 75%
4th LED light	from 75% to 100%


Once the blue LED light becomes static, this means the battery is charged to the level indicated above.

Please note:

Warning: If the white temperature LED lights are all flashing at the same time on and off, then the appliance is faulty. If this happens, please stop charging and remove the adaptor from the mains and contact our Customer Care Centre for further advice.

CLEANING & MAINTENANCE

- Switch the appliance off, unplug from the mains and allow to cool fully before cleaning.
- Wipe over all surfaces using a soft damp cloth. Do not use harsh abrasives or cleaners.
- Do not immerse the appliance in water or other liquid.
- Ensure all parts are dried thoroughly with a soft towel before reusing.
- To prevent any damage to the charging cable, do not wrap the cable around the appliance, always store the cord loosely next to the appliance.
- Store in a cool dry place.







2-YEAR LIMITED WARRANTY

HOMEDICS®

We or us means HoMedics Australia Pty Ltd ACN 31 103985 717 and our contact details are set out at the end of this warranty;

You means the purchaser or the original end-user of the Goods. You may be a domestic user or a professional user;

Supplier means the authorised distributor or retailer of the Goods that sold you the Goods in Australia and New Zealand; and

Goods means the product or equipment which was accompanied by this warranty and purchased in Australia and New Zealand.

For Australia:

Our Goods come with guarantees that cannot be excluded under the Australian Consumer Law. You are entitled, subject to the provisions of the Australian Consumer Law, to a replacement or refund for a major failure and for compensation for any other reasonably foreseeable loss or damage. You are also entitled, subject to the provisions of the Australian Consumer Law, to have the Goods repaired or replaced if the goods fail to be of acceptable quality and the failure does not amount to a major failure. This is not a complete statement of your legal rights as a consumer.

For New Zealand:

Our Goods come with guarantees that cannot be excluded under the Consumer Guarantees Act 1993. This guarantee applies in addition to the conditions and guarantees implied by that legislation.

The Warranty

HoMedics sells its products with the intent that they are free of defects in manufacture and workmanship under normal use and service. In the unlikely event that your HoMedics product proves to be faulty within 2 years from the date of purchase due to workmanship or materials only, we will replace it at our own expense, subject to the terms and conditions of this guarantee. The warranty period is limited to 3 months from the date of purchase for products used commercially/professionally.

Terms and Conditions:

In addition to the rights and remedies that you have under the Australian Consumer Law, Consumer Guarantees Act of New Zealand or any other applicable law and without excluding such rights and remedies warranty against defects:

1. The Goods are designed to withstand the rigours of normal household use and are manufactured to the highest standards using the highest quality components. Whilst unlikely, if, during the first 24 months (3 months commercial use) from their date of purchase from the Supplier (Warranty Period), the Goods prove defective by reason of improper workmanship or materials and none of your statutory rights or remedies apply, we will replace the Goods, subject to the terms and conditions of this warranty.

2. We do not have to replace the Goods under this Additional Warranty if the Goods have been damaged due to misuse or abuse, accident, the attachment of any unauthorised accessory, alteration to the product, improper installation, unauthorised repairs or modifications, improper use of electrical/power supply, loss of power, malfunction or damage of an operating part from failure to provide manufacturer's recommended maintenance, transportation damage, theft, neglect, vandalism, environmental conditions or any other conditions whatsoever that are beyond the control of HoMedics.
3. This Warranty does not extend to the purchase of used, repaired or second-hand products or to products not imported or supplied by HoMedics Australia Pty Ltd, including but not limited to those sold on offshore internet auction sites.
4. This Warranty extends only to consumers and does not extend to Suppliers.
5. Even when we do not have to replace the Goods, we may decide to do so anyway. In some cases, we may decide to substitute the Goods with a similar alternative product of our choosing. All such decisions are at our absolute discretion.
6. All such replaced or substituted Goods continue to receive the benefit of this Additional Warranty for the time remaining on the original Warranty Period (or three months, whichever is the longest).
7. This Additional Warranty does not cover items damaged by normal wear and tear including but not limited to chips, scratches, abrasions, discolouration and other minor defects, where the damage has negligible effect on the operation or performance of the Goods.
8. This Additional Warranty is limited to replacement or substitution only. As far as the law permits, we will not be liable for any loss or damage caused to property or persons arising from any cause whatsoever and shall have no liability for any incidental, consequential, or special damages.
9. This warranty is only valid and enforceable in Australia and New Zealand.

Making a Claim:

In order to claim under this Warranty, you must return the Goods to the Supplier (place of purchase) for replacement. If this is not possible, please contact our Customer Service department by email: cservice@homedics.com.au or at the address below.

- All returned Goods must be accompanied by satisfactory proof of purchase which clearly indicates the name and address of the Supplier, the date and place of purchase and identifies product. It is best to provide an original, legible, and unmodified receipt or sales invoice.
- You must bear any expense for return of the Goods or otherwise associated with making your claim under this Additional Warranty.

SALON BRITISH BRANDS

Revamp is a trademark of Salon British Brands. Distributed by:

AUSTRALIA: HoMedics Australia Pty Ltd, 14 Kingsley Close, Rowville, VIC 3178 | Phone: (03) 8756 6500

NEW ZEALAND: CDB Media Ltd, 4 Lovell Court, Albany, Auckland, New Zealand 0800 232 633

IB-ST1700AU-0322-02